Measuring and Showing Data Name:

Measure each flash_drive tip to tip then place your results in the line plot.

Ex) 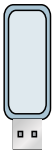

1)

2) 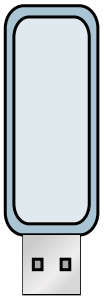

3) 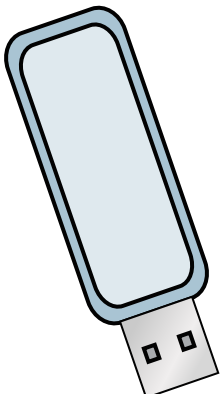

4) 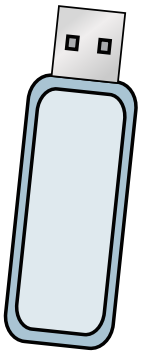

5) 

6) 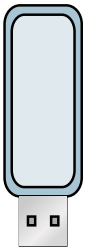

7)

8) 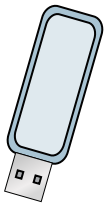

9) 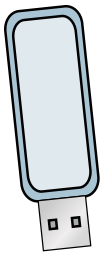

10) 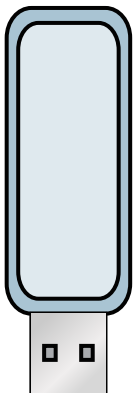

11) 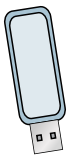

Line Plot							
$\frac{1}{4}$	$\frac{1}{2}$	$\frac{3}{4}$	1	$1\frac{1}{4}$	$1\frac{1}{2}$	$1\frac{3}{4}$	2

Answers

Ex. $\frac{3}{4}$

1. _____
2. _____
3. _____
4. _____
5. _____
6. _____
7. _____
8. _____
9. _____
10. _____
11. _____

1-10	91	82	73	64	55	45	36	27	18	9
11	0									

Measure each flash_drive tip to tip then place your results in the line plot.

Ex) 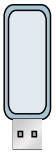

1)

2) 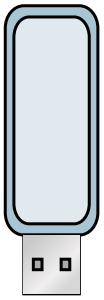

3) 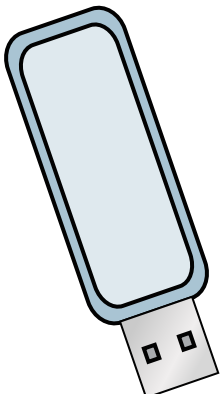

4) 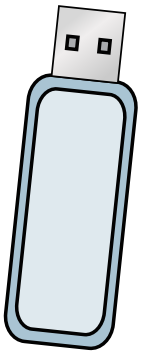

5) 

6) 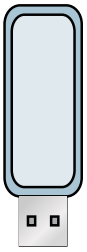

7)

8) 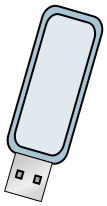

9) 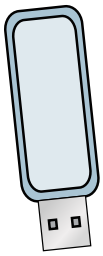

10) 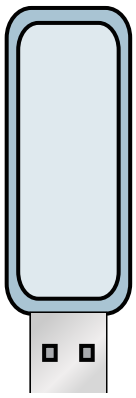

11) 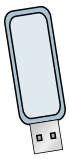

Line Plot

		X	X	X			X
X	X	X	X	X	X	X	X
$\frac{1}{4}$	$\frac{1}{2}$	$\frac{3}{4}$	1	$1\frac{1}{4}$	$1\frac{1}{2}$	$1\frac{3}{4}$	2

Answers

Ex.	$\frac{3}{4}$
1.	1
2.	$1\frac{1}{2}$
3.	2
4.	$1\frac{3}{4}$
5.	$\frac{1}{2}$
6.	$1\frac{1}{4}$
7.	$\frac{1}{4}$
8.	1
9.	$1\frac{1}{4}$
10.	2
11.	$\frac{3}{4}$

1-10	91	82	73	64	55	45	36	27	18	9
11	0									